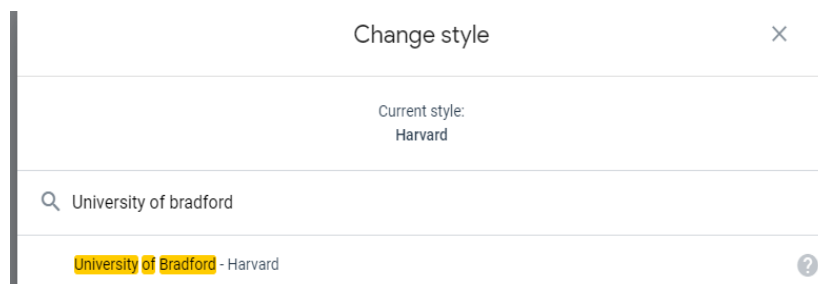
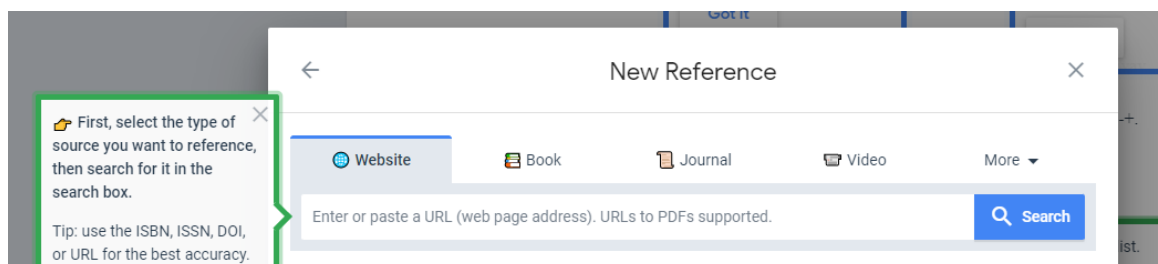


# Referencing Tools: Top 10 Tips

- To make referencing easier, we suggest you use one of these free tools:
  - [Bibcitation](#)
  - [MyBib](#)
  - [ZoteroBib](#)
- Make sure you select the University referencing style required for your course.** MyBib and Bibcitation allow you to do this at any time. In ZoteroBib, look for a source first.
  - Most courses use **University of Bradford - Harvard**.
  - Law uses **OSCOLA**.
  - Psychology uses **APA7**.
  - Chemistry and the Institute of Cancer Therapeutics use **Numeric (Brad)**. EndNote can help with this style:  
<https://www.bradford.ac.uk/library/help/endnote/>



- Create an account** (MyBib and Bibcitation). This will allow you to access your references on any device, and create separate reference lists for different pieces of work.
- Use the search boxes on the tool homepage to create references** and citations (this works better than the browser extensions in MyBib/Bibcitation). Once pasted into your work, citations and references from these tools can be edited like any other text.



## 5. Create and copy a whole reference list into your work.

University of Bradford ... Copy & export

Msadek, S. (2009) *Accounting and Auditing Practices and Development Effectiveness*. World Bank.  
<https://openknowledge.worldbank.org/handle/10986/10993> Accessed 8 July 2022.

Wolfe, N.D. (2011) *The Viral Storm: The Dawn of a New Pandemic Age*. Penguin UK.

World Bank (2020) *Europe and Central Asia Economic Update, Fall 2020*.  
<https://openknowledge.worldbank.org/handle/10986/34518> Accessed 8 July 2022.

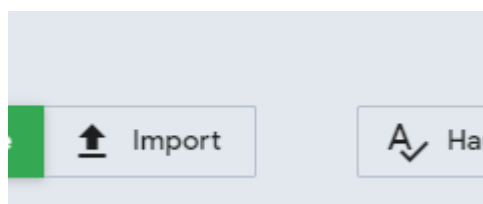
6. **For web document references**, try to find and use the web address of the web page which describes and links to the document, rather than the pdf's own address, as this will usually give a much better reference. This description is also key to understanding the value of the source.

So use: <https://openknowledge.worldbank.org/handle/10986/34518>

not:

<https://openknowledge.worldbank.org/bitstream/handle/10986/34518/9781464816437.pdf>

7. **Make sample checks against examples in the referencing guides** to avoid problems: some types of source, like legislation, are not correctly referenced in University of Bradford – Harvard by these tools.
8. **Make use of the editing options**, especially for web sources, to correct any errors or omissions. Our [referencing guides](#) will show you which key elements are needed in a reference for each type of source. Bibcitation's **Organization** option for organisational authors (like: World Bank, Cancer Research UK) can help.
9. **Assess the credibility of your sources** using guidance provided by your subject librarian: do not rely on MyBib's indication of the credibility of your source.
10. **Export references from Summon and databases** (and EndNote) into Bibcitation and MyBib using RIS files. BibCitation will accept many references at once; MyBib will only accept one at a time. You can also export from MyBib, BibCitation and ZoteroBib into EndNote or Zotero.



## Remember:

- Before you reference any source, you need to know what it is first. This will also help you understand its purpose and audience: whether you should be using it.
- Poor quality sources are the most difficult to reference.
- You should find most of your sources by using reading lists, Summon, and Library databases.
- Unfocused Google searches are the most likely to find poor quality sources.